

THE NORFOLK ANGLERS CLUB

WIRELINE

AUGUST 2021

What's Inside

Guest Speaker: Captain Stan Gold, *Blind Date Charters*,
Trolling for Spanish Mackerel, King Mackerel, and Ribbonfish

Fishing Tips; Tom Scibek, *Tin Man Lures*, Floating Flounder Rigging

Fishing Reports;

- Lynnhaven: Puppy Drum
- Little Creek: Rockfish, Speckled Trout, Puppy Drum, Spot
- James River: Rockfish, White Perch, Puppy Drum
- VB Oceanfront: Spanish Mackerel
- CBBT: Flounder, Black Sea Bass, Spadefish, Cobia, Spanish Mackerel
- Chesapeake Bay: Cobia, Ribbonfish, Red Drum, Spanish Mackerel, Croaker, King Mackerel
- Inshore Wrecks: Gray Triggerfish, Tautog, Black Sea Bass, Spadefish, Spanish Mackerel, Red Drum
- Offshore: Black Sea Bass, Blueline Tilefish, Wahoo, Yellowfin Tuna

Leadership Notes...

Fellow Norfolk Anglers,

We had a very successful meeting last month at our new venue Boil Bay Seafood City in Norfolk. The food is great and it was wonderful to get our membership together after a year apart. We hope to see you at the next meeting. Check out the menu and directions in this newsletter. Remember, we're meeting on the 3rd Monday of the month now.

Need some Help! The National Park Service and Back Bay Wildlife Refuge provides an opportunity during the summer for children to try out surf fishing along the refuge shoreline.



August 12th is the remaining date for this summer. We meet at the Visitors Center at 8:00 am and fish until noon. All tackle and equipment is provided by NPS. We need a few volunteers to help cast and handle the fish. Contact me for additional information and to assist.

- Will

On The Cover: Photo from the Back Bay Wildlife Refuge Kids Surf Fishing Clinic in July. There's one more opportunity to help out this summer. The Park Service provides everything needed, just need a few volunteers to go fishing. How hard is that?!



Meeting

Guest Speaker: Captain Stan Gold, *Blind Date Charters*, Trolling for Spanish Mackerel, King Mackerel, and Ribbonfish

August and September, even October sometimes, are great months to target Spanish and King Mackerel! Join us on August 16th and hear Capt Stan Gold share his experience targeting Mackerel.



Important:

August 16th NAC Meeting at Boil Bay Seafood City, Norfolk

Publishers NOTES

Editor:

Wendy Bransom

NorfolkAnglersClubEditor@gmail.com

NAC OFFICERS

President:

Will Bransom

Vice President:

Henry Troutner

Treasurer:

Ned Smith

Secretary:

Ike Eisenhower

Events Coordinator:

Mike Hubert

Assistant Events Coordinator:

Alex "AJ" Perez, Jr

Guard/Greeter:

Ben Capps

Member at Large:

Alex Perez, Sr.

Webmaster:

Pat Hirsch

pfhirsch@yahoo.com

Contact us at:

NorfolkAnglersClub@gmail.com

Norfolk Anglers Club

P.O. Box 8422

Norfolk, Virginia 23503-0422



Club Calendar

August

Thur, August 12, Back Bay Wildlife Refuge Kids
Surf Fishing Clinic, 8:00am-Noon.

Mon, August 16, Club Meeting Boil Bay Seafood
City, Norfolk, VA, 7:00pm

Tues, August 24th, VMRC Meeting, 380 Fenwick
Rd, Ft. Monroe, VA

Norfolk Anglers Club Prize Fish Entries January 1, 2021 - July 31, 2021

Freshwater		Saltwater	
Species	Name (#Entries)	Species	Name (#Entries)
Crappie	James Eisenhower (2)	Red Drum	Kelly Hoggard (2)
		Tautog	Will Bransom (1)
		Blueline Tilefish	Greg Rogers (2) Mike Hubert (3)
		Shark	Greg Rogers (1) Kelly Hoggard (7)
		Black Sea Bass	Mike Hubert (1)
		Roundhead	Kelly Hoggard (7)
		Spanish Mackerel	Kelly Hoggard (1)

****Virginia Saltwater Tournament (Saltwater) or Department of Game and Inland Fisheries (Freshwater) Citation paperwork or the Norfolk Anglers Club Prize Fish entry form may be submitted to James "Ike" Eisenhower at the regular meetings or send via email to NorfolkAnglersClub@gmail.com

August Meeting Day has Changed!



- **NEW Meeting Date: 3rd Monday**
- **Monday August 16th at 7:00pm**

Location:

Boil Bay Seafood City

5957 E Virginia Beach Blvd

Norfolk, VA 23502



Soup / Salad

Clam-Chowder	\$4.99
Gumbo (Chicken, Shrimp & Sausage)	\$5.99
Caesar Salad	\$4.99
Shrimp Salad	\$6.99
Chicken Salad	\$6.99



Appetizers

Hush Puppies (8)	\$5.00
Fried Cheese Sticks (6)	\$5.99
Fried Calamari	\$9.99
Coconut Shrimp (8)	\$8.99
Fried Mac & Cheese (8)	\$5.99
Onion Ring (8)	\$5.99
Chicken Wings (6) \$5.99 (10) \$8.99	
(Breaded or Naked - BBQ, Buffalo, Plain, Cajun, Lemon Pepper)	
Boil Bay Special (6) \$6.99 (10) \$9.99	
Chicken Wing	
Cajun Fried Rice	\$8
(Shrimp, Chicken, Sausage)	



Basket

All served with option of Cajun Fries,
Sweet Potato Fries, or Regular

Shrimp Basket (8)	\$10.99
Catfish Basket (4)	\$10.99
Chicken Tender Basket (5)	\$8.99
Soft Shell Crabs Basket (5)	\$10.99
Crab Cake Basket (2)	\$10.99
Oyster Basket (10)	\$11.99



Seafood City

Tel.: 757-962-1088

Business Hours:

Open 7 Days A Week

Sunday - Thursday 12:00PM - 10:00PM

Friday - Saturday 12:00PM - 10:30PM

5957 East VA Beach Blvd,
Norfolk, VA 23502

www.boilbay.com



Slider & Roll

Cheese Burger Sliders (5)	\$8.99
Catfish Slider (5)	\$8.99
Sausage Sliders (5)	\$7.99
Hot Lobster Roll	\$17.99



Po Boy Sandwiches

Shrimp Po Boy	\$10.99
Crawfish Po Boy	\$10.99
Oyster Po Boy	\$11.99
Catfish Po Boy	\$10.99
Chicken Po Boy	\$8.99
Soft Shell Crab Po Boy	\$10.99
Crab Cake Po Boy	\$10.99



Side

Boiled Eggs (2)	\$2
Corn (5)	\$3
Potatoes (3)	\$3
Steamed Rice	\$2
Regular Fries	\$2
Cajun Fries	\$3
Sweet Potato Fries	\$4
Coleslaw	\$3



Extra

Sausage (Half Lb)	\$5
Sausage (One Lb)	\$9



Follow Us on Facebook or Instagram
@Boilbayseafoodcity

"Parties of 6 or more will have an automatic gratuity of 18% added to their check. This includes separate checks."



Boil Bay Seafood City
5957 E Virginia Beach Blvd
Norfolk, VA 23502

Main

STEP 1. Pick Your Catch

All Main Come with Corn & Potato

	1/2 LB	1 LB
Blue Crab (Seasonal)	(3) \$10. ⁹⁹	(6) \$19. ⁹⁹
Crawfish	\$7	\$13
Dungeness Crab		\$31
King Crab Legs		\$39
Snow Crab Legs	\$14	\$27
Lobster Tail		(2) \$34
Shrimp (Head-Off)	\$9	\$16
Shrimp (Head-On)	\$8	\$14
Little Neck Clams	\$7	\$13
Black Mussel	\$7	\$12
New Zealand Green Mussel	\$8	\$14
Scallop	\$14	\$27

STEP 2. Pick Your Sauce

The Main or Combos

Dry (No Sauce Old Bay Only)

Garlic Butter

Lemon Pepper

Original Cajun

Boil Bay Special

Steamed

STEP 3. Pick A Level

Non Spicy / Mild /
 Spicy / Fire

There is still a bit of a kick
 to it from the Cajun Spice.

Combo Deal

All combos are served with Corn, Potatoes, and Andouille Sausage

Combo A \$24.99

Pick Three 1/2 lb Options Below

- Little Neck Clams
- Shrimp (Head On)
- Shrimp (Head Off) + \$2.00
- Crawfish
- Black Mussels
- New Zealand Green Mussels
- Blue Crab (1-2)

Combo B \$26.99

Pick Two 1 lb Options Below

- Little Neck Clams
- Shrimp (Head On)
- Shrimp (Head Off) + \$4.00
- Crawfish
- Black Mussels
- New Zealand Green Mussels
- Blue Crab (2-4)

Combo C \$40.99

with 1lb Snow Crab Legs

Pick Two 1/2 lb Options Below

- Little Neck Clams
- Shrimp (Head On)
- Shrimp (Head Off) + \$2.00
- Crawfish
- Black Mussels
- New Zealand Green Mussels

Combo D \$50.99

with 1lb Snow Crab Legs

Pick Two 1 lb Options Below

- Little Neck Clams
- Shrimp (Head On)
- Shrimp (Head Off) + \$4.00
- Crawfish
- Black Mussels
- New Zealand Green Mussels
- Blue Crab (2-4)

Oyster

* Raw Oyster


Half Dozen	\$11.99
One Dozen	\$19.99

Boil Bay Chargrilled Oyster

Half Dozen	\$12.99
One Dozen	\$20.99

* Consuming raw or undercooked meat, poultry, seafood, shellfish, or eggs may increase your risk of food borne illness, especially if you have certain medical conditions. Please inform server of any food allergies.

Club Members Tournament for 2021



Redfish "Spots" Tournament

Rules

- Must be a Norfolk Anglers Club Member
- Tournament for fish caught between January 1, 2021 and December 31, 2021
- Must have the Norfolk Anglers Club decal in the photo with the fish on a measuring device* showing the total length of the fish. See NAC Prize Fish Contest Rules for measuring info. *Entries received with decal and no measurement can only be judged by number of spots.
- Red Drum/Redfish up to 26 inches in length only and caught in Virginia and North Carolina waters
- Awards determined by 1st: number of Spots (on one side), 2nd: Largest Fish up to 26 inches, 3rd: Date of Catch
- Entries submitted on the Club Prize Fish Entry Form with photo (can be sent electronically to NorfolkAnglersClub@gmail.com)
- No entry fee except the cost of the decal (\$1)
- \$50.00 Gift Card to the 1st Place Angler, \$25.00 Gift Card for the 2nd Place Angler.

Entries: Rusty Mitchell (1), William Ragulsky (1), Henry Troutner (2), Jerry Hughes (1)



Oyster Toadfish Tournament

Rules

- Must be a Norfolk Anglers Club Member
- Tournament for fish caught between January 1, 2021 and December 31, 2021
- Awards determined by Total Weight and then by date of catch
- Additional Award for Best Oyster Toad Photo
- Entries submitted by email to NorfolkAnglersClub@gmail.com in the form of a Fishing Report; who was fishing, stating total weight, with photo
- Weighing need not be on a certified scale and may be done by the angler, just try to avoid weighing fish on a pitching boat
- No entry fee (we would never charge a fee for catching Toads)
- 1st Place, 2nd Place, and Best Photo Winners get a Non-Tipping Oyster Toad Can Cooler from Oyster Toad Outfitters
- Winners will be determined by our Tournament Director

"AJ" Perez, the Oyster Toadfish Tournament Director (OTTD)

Entries: Alex Perez, Sr. (1), Will Bransom (1)



OysterToads - Did you Know?

Alternate common names: Toadfish, Dowdy.

Color: Blotchy, olive brown bodies fading to pale below. They are capable of changing color to match the bottom, and their eyes are blue.

Size: Up to 12 inches long.

Habitat: Sandy, rocky, and muddy bottoms on oyster reefs, shoal water, among eelgrass, hollows, or dens.



Speckled Trout - Red Drum Club Members Tournament September 1st - November 30th



- This is a Norfolk Anglers Club Members tournament running from September 1st until November 30th
- Targeted Species are Speckled Trout (any length) and Red Drum (maximum length 26 inches Total Length)
- \$5 Entry Fee due before fishing
- For fish caught in Virginia and/or North Carolina waters only
- This is a Total Length Tournament Only
- Winner determined by; 1. Total Length of fish, 2. Date of Catch, 3. Date of entry submission
- 1st Place \$100 Gift Card, 2nd Place \$50 Gift Card, 3rd Place \$25 Gift Card.
- All fishing must be in accordance with State fishing regulations for recreational anglers
- Entries must be submitted via the Norfolk Anglers Prize Fish Entry Form (Available at www.NorfolkAnglersClub.com)



Virginia Game Fish Tagging Program

The Virginia Game Fish Tagging Program (VGFTP) is an effort to involve the recreational angling public in the conservation and management of marine finfish. The program provides an avenue for anglers with an interest in conservation to assist in collecting scientific information about the movements and biology of fish by tagging targeted species of marine game fish. Fish currently targeted for tagging include red drum, black drum, cobia, flounder, speckled trout, black sea bass, tautog, spadefish, sheepshead, and gray triggerfish.

The VGFTP is a cooperative program of the Virginia Saltwater Fishing Tournament (Virginia Marine Resources Commission - VMRC) and the Virginia Institute of Marine Science (VIMS) Marine Advisory Services. Each year approximately 200 local anglers volunteer their time to record and tag targeted species. Data collected is used to establish life history patterns of selected recreationally important marine fish and support fisheries management. VMRC/VIMS publish an annual report detailing the tagging effort from the previous year and historical tagging efforts since 1995. From the report anglers may learn where a targeted species is most often tagged and the location where most reported recaptures occur.

Web Search "Virginia Game Fish Tagging Program" to find out more information about the program and review the Annual Report.

Tbl. 19 Cobia Top Tagging Sites, 2020

Location	Number of tags
Baltimore Channel Buoy Line	64
York Rvr. Chl. Entrance Buoys	48
York Spit Light, CY Buoy	38
Poquoson Flats	32
Off Cape Charles	25
York Spit	22
Plantation Light	20
Bluefish Rock	15
CBBT, 4th Island	14
Off Back Rvr, Grandview, Buckroe	13
Windmill Point Light	13
Cape Henry Area	12
Ocohanock Range Light	12
CBBT, 3rd Island	11
Off Sandbridge Oceanfront	11
Fort Monroe Area/Pier	9

Tbl. 20 Cobia Top Recapture Sites, 2020

Recapture location	Number of recaptures
Chesp. Bay - Unspecified	7
Off Cape Charles	7
Baltimore Channel Buoy Line	6
Chesp. Bay Bridge Tunnel	6
Windmill Point Light	6
York Spit	6
Off Back Rvr, Grandview, Buckroe	5
York Rvr. Chl. Entrance Buoys	5
36A Buoy (Old C-10 Buoy)	4
Bluefish Rock	4
Latimer Shoal (RN16 Buoy)	4
Hungar's Creek	3
Poquoson Flats	3
Cabbage Patch, C18 Buoy, old C4	2
CBBT, 3rd Island	2
CBBT, 4th Island	2



Norfolk Anglers Club

www.norfolkanglersclub.com

Fishing Tips...

Tom Scibek with Tin Man Lures;

Floating Flounder Rigs, Shad Darts, Bucktail teasers, and lead free Jigheads

The Norfolk Anglers Club was fortunate to have Tom & Pat Scibek join us to discuss their line of Tin lures and Floating Flounder Rigs.

Tom explained with new "lead-free" fishing laws being enacted in the New England area the need shift away from lead sinkers was a necessity. The state of New York passed the first "lead-free" legislation in 2004 banning the possession, use, and sale of any lead fishing weight 1/2 ounce or less. Since then, Maine, Vermont, New Hampshire and Massachusetts have all passed similar laws prohibiting the use, possession or sale of lead sinkers within their state jurisdiction.

It's all on account of the Common Loon, Tom explained. It seems the Common Loon mistake the small lead sinkers, lures, and lead split shot for the small pebbles they pick up from the bottom. The small stones they eat help them digest their food. Even small amount of lead may poison the birds and are the driving force in the lead prohibition. Similar lead prohibitions have been around for decades regarding waterfowl hunting cartridges.



Lead has traditionally been the choice for sinkers and jig heads in large part because it's relatively inexpensive and easy to work with. Tin is a good choice as a lead replacement, it's easy to work with and when unpainted remains shiny where lead oxides and turns dark. Tin weighs about 2/3 the amount of lead, meaning the same size lead jig will be a bit lighter.

Tin Man Lures makes a wide variety of tin bucktails, jig heads and Shad Darts (pictured left). All come with quality hooks and are high quality fishing lures. The 1oz bucktails come with a painted or bright tin finish and variety of colored tails and an Eagle Claw 635 O'Shaughnessy 5/0 hook. The 1/2 oz angled face bucktails (pictured left) come with a 7/0 Mustad 91715 hook. The angled face provides lots of action and the heavy duty Mustad hook won't straighten out during a hard fight.

The Shad Darts (lower center) come with a Mustad 32755 Gold Hook, 1/16 Dart (#4 hook), and the 1/32oz Dart (#6 hook).

Split Shot sinkers are another piece of terminal tackle most anglers started off with fishing in their youth. They still have a place fishing light tackle and/or calmer waters. Because they closely represent the small stones waterfowl swallow, they pose a significant threat if birds ingest them. Split shot can be found in lead, tin, and other lead-free materials, like brass and tungsten. While tin weighs 2/3 that of lead, tungsten weighs more than 50% more than lead for the same size dimension sinker. Tungsten is also significantly more expensive than tin or lead. Tin split shot is a good option for fishing live minnows shallow water.



Norfolk Anglers Club

www.norfolkanglersclub.com

Fishing Tips...

Tin Man Lures' Bucktail Teaser rig (photo right) is tied with 5" Deer Hair and features an Eagle Claw 9/0 hook (090SS). They're quality tied and ideal rigging individually or in tandem.

Their Floating Flounder Rig is tied with the same quality Deer hair as their other lures. They're a soft body lure designed to float off the bottom in the strike zone for flounder. This floating jig comes in 20 color combinations and incorporates a strong 3/0 offset hook through the lure. One of the challenges fishing in Hampton Roads is keeping your jigs from snagging on oyster beds dulling the hook point and hanging up. Fishing the low-lying structure of the local bridges while fishing your flounder rig off the bottom and in the strike zone for flounder while keeping it away from the oyster toadfish is another great reason to fish this lure.

Tom recommends fishing the Floating Flounder Rig with live minnows to bring a more realistic presentation to the lure. He recommends either a dropper style fishing rig or in-line split shot. Both options use a fluorocarbon leader of about 18 inches. The dropper style rig uses a short 10-12 inch monofilament drop to enough weight to hold the bottom. Using a lighter weight class fishing line for the dropper will ensure you get your jig back in the event you hang your weight on structure.

Fishing in the shallow water, around grass beds, oyster bars, and channels with minimal current the Split Shot Flounder rig works great. The added benefit of tin split shot is you can easily change the split shot to match the conditions or bait you're using. Either floating rig can be used with a cut strip bait, an artificial tail, or a synthetic bait strip.

To find more color options, weight selections, and jig styles visit Tom Scibek's eBay store.



Floating Flounder Jig Head



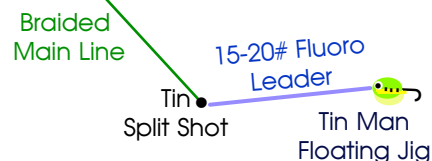
Floating Jig "Fluke Candy"



Floating Flounder Rig



Split Shot Flounder Rig




Tom Scibek
TomScibekFishing@comcast.net
(610)304-1236


stores.ebay.com/TinManLures

Preventive Maintenance to Stay on the Water and out of the Repair Shop

Fuel issues are likely the #1 cause of problems out on the water. Fuel restrictions can be air getting sucked into the fuel line because of a loose connection or cracked primer bulb or an obstruction, such as a clogged filter (water or contamination) or kinked fuel line. The initial step in identifying where the problem might be is to carefully inspect the fuel lines. Look for pinched hoses and kinks in the fuel line before opening up your fuel system. The next step is to check your vessel mounted water separating fuel filter. You're looking for significant amounts of anything other than fuel. The following photos are examples of things you don't want to find.



Water in your fuel tank is the most common problem and can come from where you get your fuel, condensation within the tank, or a poor seal on your fuel cap. Be exceptionally careful when removing any fuel component. Shut the motors down, turn off the main power switch, and extinguish any flammables on the boat. Avoid leaking fuel on the deck, in the water, or in the bilge! Lay down absorbent pads, rags, or paper towels to capture any drips. **YOU DO NOT WANT FUEL SLOSHING AROUND IN YOUR BILGE!** Try loosening the canister fuel filter with a strap wrench until it can be easily turned (1), then place a plastic bag over the filter before unscrewing it (2). Carefully rotate the filter until it's free of the mounting bracket (3). Allow the fuel to drain into the bag and place the used filter in a second bag being careful not to spill any fuel. Inspect the fuel in the bag, looking for water, contamination, and note the color of the fuel. Water will be easy to see at the bottom of the bag, so will Phase Separated Fuel. With both there's a definitive line. Hopefully, there's only a small amount of water (there usually is).




Maintenance Matters

If your fuel sample looks okay and your replacement filter is ready to be reinstalled you're going to need to fill the replacement filter with fuel before you screw it on. Otherwise, there's an endless amount of primer bulb squeezing to force the air out and refill the filter with fuel. Be extremely careful handling fuel and working around your fuel system. Review the safety cautions in your Owners Manual and Service Manual.

The second most common problem is fishing line, the kind of fishing line that gets wrapped around your propellor shaft! If you suspect your propellor has sucked up some line, shut the motor off, trim it up, and inspect for line. Try unwinding it rather than simply cutting it off. Outboard motor propellor assemblies have been designed with "traps" to catch fishing line and prevent it from damaging your propellor shaft seals.

Sometimes you can get the line off the shaft and out of the Shaft Seals without damaging the two seals. When you get an opportunity, remove the Lower Unit Drain Plug and check the condition of the gear lubricant. If it comes out "milky", it means there's emulsified water in the Lower Unit Housing (photo lower left) and you'll need to contact your mechanic to have your Lower Unit pressure tested.



You may only need to change the gear lube or you may have to replace the damaged seals. You'll also want to check the condition of your gear lube during the fishing season and especially when you're preparing to store your boat. You don't want to let emulsified water in your Lower Unit to sit over a period of time. It can result in corrosion of the gears and/or freeze over the winter causing damage to the gear housing.



Ever have the motor not trim or tilt up or down at the ramp? Could be a couple of reasons, like the Power Trim & Tilt (PTT) system is low on fluid, a blown fuse, or component failure. Check your Owners Manual and you'll find that your outboard has a slot on the side of the mounting bracket (photo lower left). If you look inside (photo lower right) you'll find a straight slot screw. Turning this screw counterclockwise will relieve the pressure within the PTT system. **WARNING:** be extremely careful when using this pressure release and consult your Owners Manual on how to perform this function. Make sure there's absolutely nothing in the path of the motor when it lowers.



The motor can also be raised using this function (with the help of a few fishing friends). Large outboards can weight in at almost 600 pounds! Exercise extreme caution and keep anything you don't want crushed away from the motor while it's moving.




Maintenance Matters

Another issue that quickly ends a good day of fishing is trailer problems. Don't forget to give your trailer some preventive maintenance before the season and any time you discover something isn't right. Check you lights every time you're going to move your trailer, check the axle hub grease for emulsified water (photo below).



Emulsified water
(milky in appearance)

Water can easily mix with the axle grease when you submerge your trailer. You can reduce the chance of saltwater getting sucked in to the axle hub when you dunk your trailer by allowing the hubs to cool down before going down the ramp. If you find your bearings are getting water you'll need to remove the hubs, rear grease seal, and degrease (photo right) and inspect your bearings before repacking them with grease and reassembling. What you want to see when you inspect the hubs is clean grease (photo below).



About those swing down latches on each side outboard motor, they're NOT for trailering your boat. They're safety mechanisms while you're performing maintenance. Dips in the road, potholes, etc, can bend and break the latches. Don't use the latches? Trailing with an unsupported motor places an enormous



load on your Power Trim & Tilt system. There's a number of outboard manufacturer and aftermarket trailering supports to choose from. A piece of PVC pipe also works. You can cut it to the length you desire your motor to rest on and slip it over the two trim rams (the smaller shiny rods) (photo right). Many smaller outboards have only a single tilt ram, if that's the case you may have to purchase an aftermarket rubber support block.



A word about oils, greases, and lubricants... Outboards, while designed from the automotive industry, don't perform like car motors. How often have you run your car at +5,000 rpm for hours? Use the manufacturers recommendation for **MARINE** lubricants in your motor. Marine oils and greases are designed with special anti-wear and corrosion inhibitors to keep your motor running at peak performance in a marine operating environment. Remember to change your oil and lube at recommended intervals.

Lastly, no matter how meticulous you are maintaining your boat, boats break! Don't let your troubles follow to the dock in the form of a towing bill. Consider getting a Sea Tow membership knowing that they're available 24/7 to assist.



Fishing Reports...

Been doing pretty good on the cobia, ribbonfish and red drum when they want to show. Been catching the ribbons on stretch 25 and baits similar. Most cobia are coming on buck tails. This year, I have caught more on artificial than live bait. Been all over from the ocean front to north of Cape Charles.

9 JUL: This crew drove through the night from Michigan to fish with us. I'm glad the storm passed, we were able to get out. They cranked on fish the whole day. They are heading home with a pile of ribbon fish, Mack's and two really nice cobia. It's safe to say they will be coming back next summer! Thanks for the support!



11 JUL: On our morning trip, we had Nancy, Juan, Rochelle, Ava and Owen out with us for a half day trip. Last year we donated a trip to #jordanstrong as she battled cancer. Nancy won the auction and cashed in the trip this day. They had a great time cranking on ribbons and Mack's all morning. Thankful we could help Jordan in her battle!



Tripp Seed

<http://www.bayroamercharters.com/>



11 JUL: During our afternoon trip, we had Ricky and his family out from Hooked on Hope VB. Ricky is only 4 and battling the same cancer as Angela. He's about half way through his treatment and doing great! Watching him crank on fish all day and dance around the boat definitely put a smile on my face. Also, thankful to have my dad out with me yesterday being the mate, which turned into him driving the boat all day!





23 July: Invited to fish with Jack Salvant aboard his Century 3200 with his daughter Emily and son Justin. Norfolk Anglers Mike Hubert and Greg Rogers also joined the trip. We departed out of Bluewater Yatching Center in Hampton early with the hopes of joining the tuna fishing fleet south of the VA/NC line. We trolled for tuna for most of the morning without much success. Though we had a few tripped lines and lost some ballyhoo, we weren't fortunate enough to land a yellowfin tuna. There were plenty of others out there with us having the same experience.

Around noon Jack headed northward to prospect for Blueline tilefish. He selected a spot around the 40-50 fathom lines, we dropped cut squid bait to the bottom. Almost instantly, we were hooked up and soon were cranking in jumbo Black Sea Bass. Emily and Justin were the first to boat fish which later weighed in at 4.81 and 4.65 pounds! Soon everyone was bringing in double jumbo Sea Bass. Mike and Greg were the only two who landed Blueline Tilefish for the day. Mike landed a very nice 18.25 pound and another 15.75 pound tilefish. Greg also brought in an 11.4 pound tile, both getting Virginia Saltwater Tournament Citations.

Many thanks to Jack for inviting us to fish with his family. It was a beautiful day to be on the water and fishing with friends.

- Will Bransom





Chic's Beach Rental & Fishing
*everything you need to enjoy the beach.....
 & catch your dinner!!*

Daily, Weekly & Monthly Beach Rentals
All Beach & House Accessories Provided
Beach Rental/Charter Fishing Packages

www.chicsbeachrentalandfishing.com
grif4408@verizon.net
 follow the fishing on facebook!

Capt. Mike Griffith
USCG Licensed
757-687-9093

July 11: Invited to fish with Bert Sainz on his 21ft Carolina Skiff. We fished the CBBT from the 1st Island to past the 4th Island for Flounder. Bert fished a double jig rig while I tried out some of Tin Man Lures Floating Fluke Rigs (photo below left). Both fishing techniques worked well on the Flounder. What we found was the Floating Fluke Rig kept the lure just far enough off the bottom to lessen the Oyster toad strikes in low-lying structure. That wasn't the case when we fished in heavy rock structure, everything got Toad strikes. That's the reality of fishing the CBBT!

In the end, we tagged and released Black Sea Bass, Flounder, and took a couple of Flounder home as well.

- Will Bransom & Bert Sainz



Virginia Fuel Tax Refund Program

<https://www.dmv.virginia.gov/dmv-fueltax/#/>

A refund of the Virginia fuels tax paid on purchases of fuel in quantities of five gallons or more is available to any person provided that they have paid the fuels tax and that the fuel was used for an Eligible Use. What's an eligible use? Some of the eligible uses that qualify for a fuel tax refund are; used in operating or propelling recreational and pleasure watercraft, used in operating or propelling commercial watercraft, and diesel fuel used in a passenger car, pickup or panel truck, or truck having a gross vehicle weight rating of 10,000 pounds or less. The refund amount for diesel fuel tax is equal to the difference between the tax rate for diesel and the tax rate for gasoline.

How do I apply for a refund?

Registration is required the first time you use the Fuels Tax Online Refund system, thereafter, logon with your email address and the password you have chosen for your account. Read the system prompts carefully. First the claim is created then users must go to "Pending Claims", to add the claim(s) to the cart and check out.

What information do I need to file a fuels tax refund claim?

To submit a refund claim, you will need to provide the refund claim period, number of gallons, fuel type (gas, diesel, etc.), how the fuel was used, and other information required for the type of refund claim you are submitting. The system will guide you through the application process and display messages when the fuel receipts or other documentation is required to be submitted to DMV.



7 JUL: Trying to beat the storm, on a Wednesday, John Curry invited Troy Lane and I for a morning of puppy drum fishing. John lives on Brewer's Creek and our first stop was just before Brewer's flows into the Chuckatuck River. At 8:00 am, the tide and the bite were slack. Using peelers and minnows, we had only caught a couple white perch when I hooked a good fish. To our surprise, instead of a drum, I landed a 30 inch striper, which was quickly released. The rest of the morning was slow with us losing a drum and catching a ray.
- Henry Troutner



15 JUL: Ned and I fished the Little Creek the next morning after Louis and I had such a great night with the topwater action. So, I started out in the same area as the night before throwing a MirrOlure She Dog and I quickly hooked up on a 24 inch that slammed my lure and gave me a great fight to the finish. Unfortunately, that was it for a few hours and about an hour before we had decided to stop when we found a school of speckled trout in the 15-16 inch size that liked our Z-Man white curly tails. We ended the morning with Ned hooking up three and me one. It was a fine morning of fishing.
- Dr. James W. Ike Eisenhower

6 JUL: Bert and I hit the CBBT's 2nd and 3rd islands for flounder. We had an outgoing tide and 10 mph south wind. We jigged for 4 hours and caught 2 - 18 inch and a 22 inch flounder. Also caught many toads and sea bass. We used flounder belly on double rigs. - Ned Smith



9 JUL: Got a nice one and pulled one off. First puppy drum since shoulder replacement surgery.
It's nice to be back at it. - James Robinson



19 JUL: Caught these in Lynnhaven, it was a nice day! - Jerry Hughes



23 JUL: Mary and I had a couple hours to kill, so we thought we'd get in some practice for the NAC Puppy Drum contest.

We headed to the Chuckatuck with some peeler crabs and a popper cork, which was a gift to me from our friend John Curry, but Mary said they were meant for her.

In no time, Mary had a nice 21 inch. She also caught a large croaker while I got skunked using paddle tail jigs.

- Henry and Mary Troutner



Help Starts Here.
Membership has its benefits.


Benefits like priority service, free fuel delivery, jump starts, and dock-to-dock towing all add up to big savings. Last year, Sea Tow® members saved over \$20 million in services.

Join today and SAVE \$20.

USE PROMO CODE: FCD.

FOR ANGLER CLUB MEMBERS ONLY. OFFER EXPIRES JUNE 1, 2022.

Sea Tow Hampton Roads
757-496-1999 \ seatow.com



17 JUL: Fished on a Saturday in the heat and caught Spanish mackerel trolling off the Virginia Beach Oceanfront and along the Baltimore channel.

Jackson B. Salvant Jr.,
M.D.

August is the time of the year when fishing is referred to as the "dog days."

It is the time period when many outdoor enthusiasts are starting to think about the upcoming hunting seasons that will coincide with the coming of fall.

Are you ready for the Fall?



Tripp Seed

14 JUL: Great day on the water! Started the day with some ribbons and Spanish then found two nice cobia and topped it off with a couple citation red drum! This was a trip I raffled off while down at duke and so glad this family won it! We had a blast!



28 JUN – 5 JUL: Since we've been trailering the Shamrock, we recently discovered the Dandy Point public ramp on the Back River just off the Chesapeake Bay. Lynnhaven gives great access to the CBBT and Owl Creek puts you right on the ocean but, coming from Smithfield the traffic to both can be exhausting. The Dandy Point Ramp is 1st class having a 4 ramps, docks and parking. Wallace's Bait & Tackle is also right there and specializes in everything for Cobia. A very short run puts you in prime Cobia territory; Poquoson flats, York Split, Bluefish Rocks and the Back River Reef.

On Monday, June 28, Mary, John Curry and I chummed for Cobia on Poquoson Flats, but only caught a couple sharks. On July 5, Tim Collier, Kevin Parker, John Curry and I launched at Dandy Point to flounder fish the Back River Reef. After several hours of drifting with only some croakers and a large Hound Fish, we ran to the CBBT.



It only took 30 minutes at 20kts. After a couple unsuccessful drifts through the pilings for flounder, we set up at the 3rd for Spadefish. The Spadefish saved the day with steady action for the next hour before we headed back to the ramp.

- Henry Troutner

Virginia Printing & Signs

Division of JAMMAC Corporation



Brian A. Getz

Tel: (757) 855-5474 • Fax: (757) 855-5748

Email: virginiaprinting@aol.com

6610 E. Virginia Beach Boulevard • Norfolk, Virginia 23502

The National Park Service's Kids Surf Fishing Clinic was hosted on July 1st, 15th, and 29th. The next Kids Fishing Clinic is scheduled for August 12th. Anglers from Virginia Beach Anglers Club, Norfolk Anglers Club, and Tidewater Anglers Club supported the program with volunteers helping the Kids.

The event is sponsored by the NPS and kids ages 7-15 years with Adult supervision may participate. For more information about registering your children for the event visit the Back Bay National Wildlife Refuge Facebook page or call (757)301-7329 ext. 3106



"Rust" Stains on your fiberglass, Cushions, and Clothing??

It's likely the sunscreen you're using! Sun Block products containing a chemical UV blocker Avobenzone and Oxybenzone (sometimes listed as; Parsol 1789, Milestab 1789, Eusolex 9020, Escalol 517, Neo Heliopan 357, Butyl Methoxydibenzoylmethane) may oxidize and leave unsightly rust colored stains on your boat and clothing.



Searching for a remedy? Try some of these sunblock products that won't stain your boat; Blue Lizard Sunscreen Sensitive, Little Urchin Natural Sunscreen, Nutragen Pure and Free Baby Sunscreen, Sunology Natural Sunscreen SPF 50+, Elta MD SkinCare UV Clear Broad Spectrum SPF 46, Biore UV Aqua Rich Watery Essence 2014 SPF50+, Thinkbaby Sunscreen SPF 50, They're Avobenzone Free and will leave you with less clean up after a fishing trip.



14 JUL:
Louis and I
went fishing
for a couple
of hours at
the end of
the day at
Little Creek
jetties and
really was
determined
to only use
topwater
lures.

We set up
on the
calmer side



and as soon as Louis made his first cast and began "walking the dog" with a MirrOlure She Dog he got slammed by an 18-inch speckled trout. Subsequent casts produced another speckled trout 16 inches in no time. We started to follow the large schools of mullet bait next and we both quickly found puppy drum underneath them three that were in the 18-19 inch range. Then to total surprise us, Louis hooked up a striped bass that ended up being 25 inch which needed to be released given that the season was closed. We stopped fishing right after sundown elated with our catch all on topwater lures. - Dr. James W. Ike Eisenhower



14 JUL: I fished offshore on a Wednesday. Started at the 350 line in 200 fathoms of water. I had a tuna bite on the way back bird chain that got sharked before we could even get a hand on the rod. Conditions were pretty rough, so we dealt with a few tangles for the next hour or so, but fishing really slowed down after that. Didn't hear much chatter of other boats catching anything either. At 1:00 pm or so, we had another hit on the way back chain that I was sure was a tuna/shark combo, but it stayed tight and as it got close to the boat, we saw it was a big wahoo. Got lucky on that since we caught it on 250lb mono rather than wire. We circled back to that same spot and hooked up on another wahoo, but didn't get so lucky the second time and lost the fish and lure. Got back to the dock and weighed the wahoo at 55lbs.

Corey Ferguson

17 JUL: Fished on a Saturday with plans to head to the windmills or triangle wrecks, but conditions were rough, so we pulled up around the tower reef wrecks. Fairly slow fishing and it was tough to set a good drift or hold position over any of the wrecks. But, caught plenty of trigger fish with some black sea bass mixed in. Took home five of each, easily caught over 20 fish total.

The 55lb wahoo is above. What was left of the tuna after the shark got ahold of is on the right.



Billy and his
Spadefish.



4 JUL: We fished an inshore wreck using clams and Blue Crab for bait. Small Tautog and Gray Triggerfish bit well on the wreck with an occasional small Black Sea Bass mixed in. Once a school of Spadefish began to surround the boat, we started throwing small pieces to get them motivated to bite baited hooks.

Bill and a Gray
Triggerfish.



Using clam and 1/0 snelled hooks with 20-pound test fluorocarbon, we began catching Spadefish from 10 to 18 inches. The water was clear enough that you could hand select the Spadefish you wanted. We started casting plugs, catching Spanish Mackerel that we're staying around the boat as well.

Just before heading in, a school of large Red Drum surfaced right in front of us. Using two-ounce bucktail jigs, we were able to hook up on three of the reds, getting two of them to the boat. After photos, the two Red Drum were tagged and returned to the water.

We spent a good amount of time reviving the fish to be sure they swam away healthy.

- Alex Perez Sr.

Father and Son
on Red Drum.



Spanish
Mackerel
on a Plug.





Mike and his
Cobia release.

17 JUL: We fished a set of pilings close to the first island of the Chesapeake Bay Bridge Tunnel (CBBT). Using clam, we were able to catch a three man limit of Spadefish up to 15 inches. The strong outgoing current made it challenging but placing the baits in the eddies of each piling made the difference.

From there we trolled the up current side of the bridge span towards the third and fourth islands. Using #00 sized Clark spoons (chartreuse), we caught seven Spanish Mackerel before reeling everything in and switching to sight casting for Cobia.



Sam and his
Spadefish.

We were able to see a dozen or so Cobia, catching three up to 39.5 inches. All fish were caught on bucktail jigs and were under the 40 inch minimum. The three were tagged and released. We kept in the area of the North bound side of the high rise bridge (CBBT).

Alex Perez Sr.



16 JUL: Bert and I fished the 2nd and 3rd islands on the CBBT. The Weatherman said winds would be 10 mph but that wasn't the case. For the first 2 hours we had 18 to 20 plus mph winds. When it finally settled down, we began getting flounder bites. We jigged 2 and 3 ounce bucktails with a curly tail and a small piece of bait along the old bridge pylons. Eventually, we caught 5 keeper flounders that were 17 to 22 inches.

20 JUL: Bert and I went flounder fishing with Taylor Lyne. We had low winds and good current fishing the CBBT 2nd and 3rd island areas with 2 to 4 ounce jigs. We caught many toads that were big and

hungry but Bert showed us how to catch a 4 foot eel.



We did manage to catch 8 flounders, 2 were throwbacks and 6 were keepers in the 18 to 22 inch range. It was a great day to be on the water.

- Ned Smith



Mike getting into the
Spadefish rhythm.



16 JUL: On this day, we had Jason, Matt and Harold out with us. Their main goal was to catch a cobia since Jason was the only one who had previously caught one. We got it done today keeping our two keepers and releasing a few shorts. It took us a little while to find the fish but once we did, it was game on. Thanks for the trip guys!




23 JUL: Great crew out on this day! We had 55-inch release citations cobia to start the day then 10 citation release red drum. Pulled off two really nice fish at the end of the day, but got a nice keeper cobia to take home. Also, a bucket full of ribbons.

- Trip Seed



27 JUL: My sister, Margaret and brother in law, Ed live west of Williamsburg. They have their granddaughter, Hanna visiting from Missouri.



They met Mary and I in Surry for an afternoon of cat fishing on the James River.

We started at the discharge but the water temperature was 95 degrees, so we moved up river.

We ended up catching a half dozen small cats and a ray. All were caught on cut shad.

- Henry Troutner

24 JUL: On the morning of Saturday, we arrived at the Chesapeake Channel preparing to climb into the tower and search for Cobia. The cloud cover made for less than desirable conditions for sight fishing due to the glare reflecting on the water's surface.

While waiting for some of the haze to burn off, I decided to troll a Rapala X-Rap Deep lure while heading to the anchorage off Cape Charles. I climbed into the tower with a two ounce bucktail jig ready to cast in the event I did get enough clarity to see a fish. Once we arrived just southwest of the anchorage, in approximately 35 foot of water, I started noticing medium sized Menhaden schools scattered around the area. As we trolled in between the schools, the rod pulling the Rapala began to scream with line flying off the reel. Dan, my angler for the day, picked up the rod as I climbed out of the tower. I brought the boat to neutral while Dan started gaining line on the reel. After a couple more runs, Dan had the fish close enough to see it wasn't a Cobia as expected, nor was it a snagged Cownose Ray. To my shock and disbelief, it was a large, 45-50 pound class King Mackerel. I put the landing net down and switched to the only gaff I had on board. A small four foot gaff with a three inch hook. I knew it wasn't big enough but I only needed it to work once.



With the leader touching the rod tip and the big fish alongside, I reached out and struck the fish, only to have the hook straighten as the fish selected to use its afterburner to blister off another run.

I've always had a larger gaff onboard while Cobia fishing but the recent gaff prohibition (for Cobia) had me replacing the gaff for a smaller one. I always have a gaff onboard to act as a boat hook, remove balloons from the water, or to clear line fouled in the prop.





I held the small gaff, with its straightened hook, which was now reduced to a life of balloon duty, and wondered my next plan of action would be. I went back to my net.

Dan reeled the fish back up to boat side where it appeared to be whipped. As it turned on its side, I presented the big net and watched the big fish disappear back into the deep. The fish knew what I was thinking before I could physically perform the act. My third and final net lunge captured the large fish, only to have the plug's treble hook snag the net, causing the hook to work free from the fish's jaw. At the same time, the fish was able to give one last roll out of the net and earn its freedom. Everything went quiet and it seemed like time slowed to a crawl as we watched the King slowly swim away with a small scar and a story to tell.

That was the first and last time I will try netting a "smoker" King Mackerel. I was happy to at least see such a rare and beautiful fish.

- Alex Perez Sr

Recently had my high school wrestling coach out who won one of the trips I raffled off at duke.



We mopped up the ribbon fish then found a bunch of small cobia. Clouds made it hard to see, but we got it done.

Ended the day with a keeper for them to take home! Great trip!


- Tripp Seed



27 JUL: Fished in Little Creek with Ike for spot. We ended up catching 50 using Fishbites and night crawlers.

We even caught some 2 at a time. The Pretty Lake is full of bait too. They will be getting bigger!

- Louis Glaser



Angler Interests

South Atlantic Fishery Management Council; Mahi & Wahoo



Management Measures Proposed in Amendment 10 to the Dolphin/Wahoo FMP

- Update the Acceptable Biological Catch and revise Annual Catch Limits for Dolphin and Wahoo largely based on updated recreational landings estimates (from MRIP).
- Modify allocations between the recreational and commercial sectors for both species based on the new ABC and ACL values.
- Revise recreational Accountability Measures to allow for temporary reductions in bag limits, vessel limits, and/or the season should the sector ACL be projected to be met for Dolphin and temporarily reduce the bag limit, reduce the length of the season, or implement a vessel limit for Wahoo to prevent the sector ACL from being exceeded (post season).
- Remove the Operator Card requirement for for-hire and commercial federal Dolphin Wahoo permit holders.
- Allow possession of limited quantities of Dolphin or Wahoo onboard commercial vessels with trap, pot, or buoy gear onboard.
- Reduce the recreational vessel limit for Dolphin. Alternatives range from 30 to 54 fish per vessel with additional alternatives to have the reductions apply only off the east coast of Florida, off the coasts of NC, SC and GA, or along the entire Atlantic coast.
- Reduce the bag limit for Wahoo to 1 fish per person and implement vessel limits for Wahoo ranging from 2 to 8 fish per vessel.
- Allow filleting of Dolphin at sea north of the NC/VA line onboard for-hire vessels. This last action comes at the request of the Mid-Atlantic Council and for-hire captains in the Mid-Atlantic and New England regions. Remember that the Dolphin Wahoo Fishery Management Plan applies to federal waters along the entire Atlantic coast.

Operation Paddle Smart: "If Found" Stickers available



When the Coast guard or local emergency responders receive a report or discover a paddle craft adrift, there is no way to determine if the vessel was washed off of a beach during high tide or was separated from its owner during the course of a boating accident. In these situations, the Coast Guard has to assume the owner is in trouble and needs assistance until it can find evidence to support otherwise. As a result the Coast Guard and local harbor masters spend hundreds of thousands of tax dollars per year searching for potential people in distress when there was no one in danger to begin with.

To combat this growing problem, the Coast Guard and Coast Guard Auxiliary have launched Operation Paddle Smart. The cornerstone of Paddle Smart is providing owners of kayaks, canoes, standup paddleboards, and other unregistered watercraft a free "If Found" sticker for their boat to help reduce the number of unnecessary search and rescue cases.

The stickers are weatherproof, reflective, and provide room for the vessel owner's name and two phone numbers using a waterproof marker. The "If Found" sticker should be placed in a highly visible location inside the vessel's cockpit or near the operators station. The stickers are weatherproof, reflective, and provide room for the vessel owner's name and two phone numbers using a waterproof marker.

The Norfolk Anglers Club was provided some of these "If Found" stickers by the USCG Auxiliary Flotilla 5-9 from Smithfield, VA. If you would like to have one just send us an email with your name & address to NorfolkAnglersClub@gmail.com. We'll send it to you free!

Vessel Identification Sticker for Canoe, Kayak or Rowboat

IF FOUND - CONTACT

Name: _____

Phone: _____

Phone: _____

Use waterproof marker



Norfolk
Anglers
Club